

**Statistics**

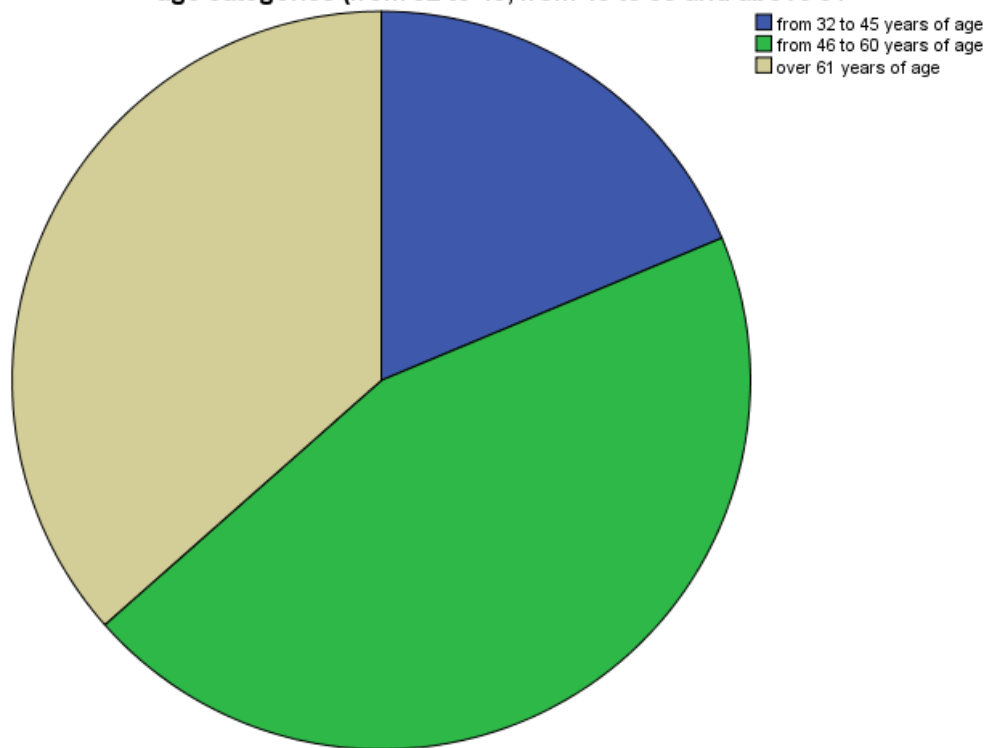
		age categories (from 32 to 45, from 45 to 60 and above 61)	Ethnicity	Marital status?	The current place of residence?	Housing conditions before the war?	Housing conditions today?	Level of education	Current source of income?	degradation in social status Yes/NO/same status
N	Valid	230	230	230	231	230	230	230	230	230
	Missing	1	1	1	0	1	1	1	1	1

**Frequency Table**

**age categories (from 32 to 45, from 45 to 60 and above 61)**

		Frequency	Percent	Valid Percent	Cumulative Percent
Valid	from 32 to 45 years of age	43	18.6	18.7	18.7
	from 46 to 60 years of age	103	44.6	44.8	63.5
	over 61 years of age	84	36.4	36.5	100.0
	Total	230	99.6	100.0	
Missing	System	1	.4		
Total		231	100.0		

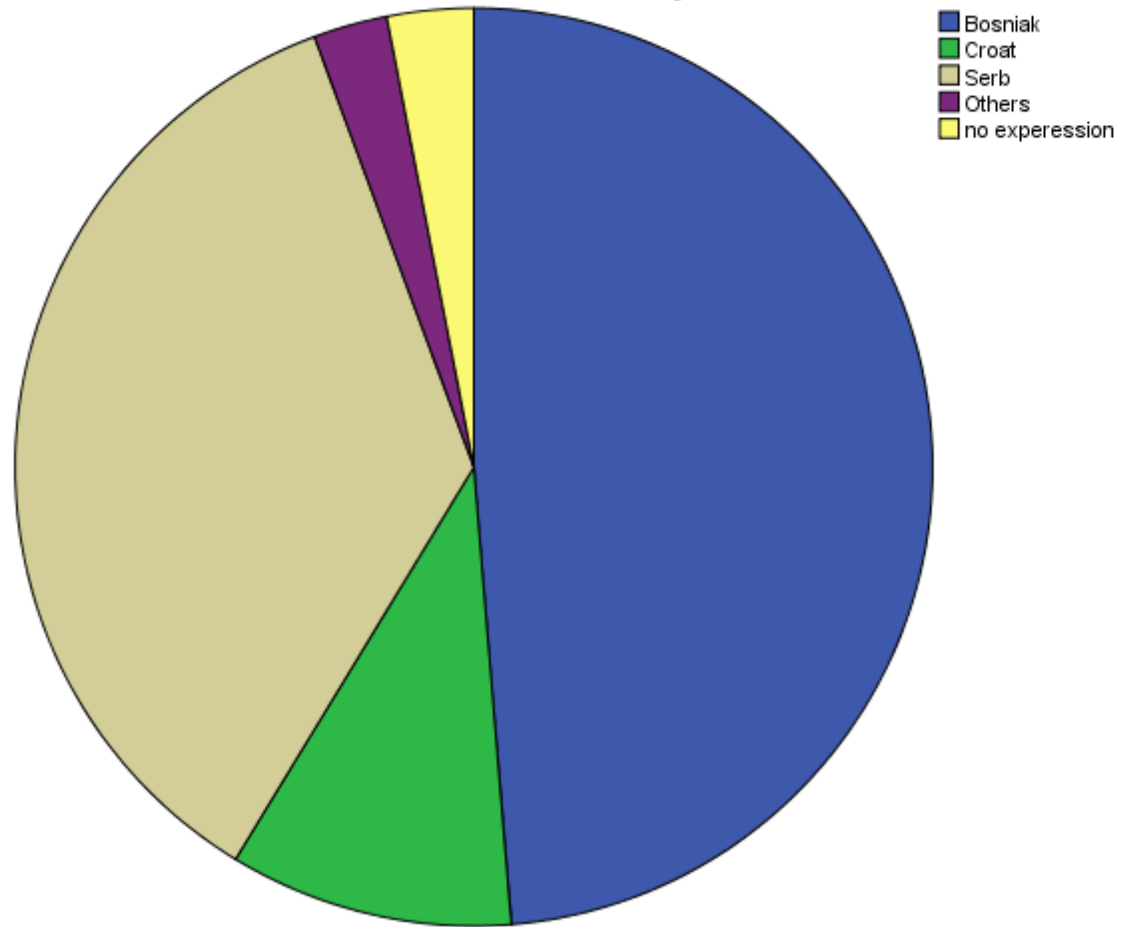
age categories (from 32 to 45, from 45 to 60 and above 61)



Ethnicity

	Frequency	Percent	Valid Percent	Cumulative Percent
Valid	Bosniak	112	48.5	48.7
	Croat	23	10.0	10.0
	Serb	82	35.5	35.7
	Others	6	2.6	2.6
	no experssion	7	3.0	3.0
	Total	230	99.6	100.0
Missing	System	1	.4	
Total	231	100.0		

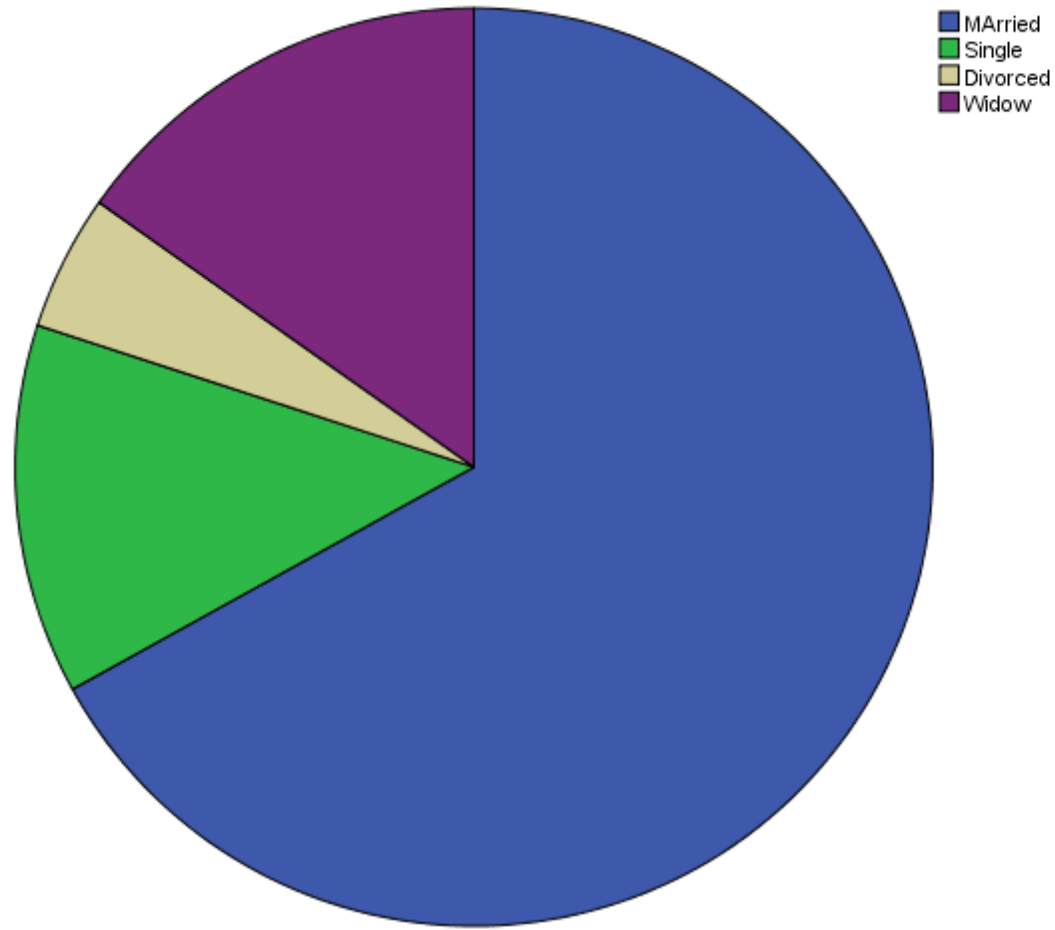
**Ethnicity**



**Marital status?**

	Frequency	Percent	Valid Percent	Cumulative Percent
Valid				
MArried	154	66.7	67.0	67.0
Single	30	13.0	13.0	80.0
Divorced	11	4.8	4.8	84.8
Widow	35	15.2	15.2	100.0
Total	230	99.6	100.0	
Missing				
System	1	.4		
Total	231	100.0		

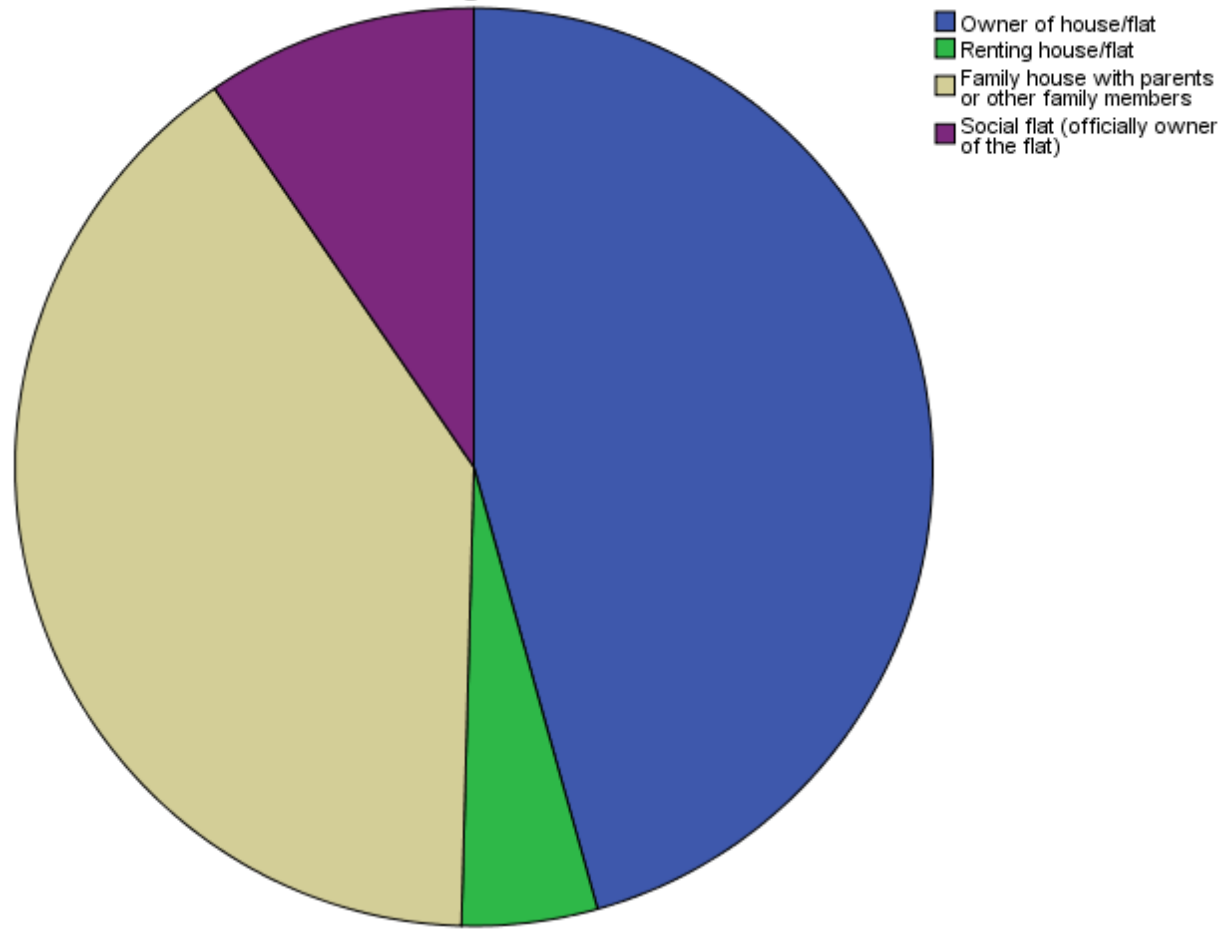
**Marital status?**



**Housing conditions before the war?**

	Frequency	Percent	Valid Percent	Cumulative Percent
Valid				
Owner of house/flat	105	45.5	45.7	45.7
Renting house/flat	11	4.8	4.8	50.4
Family house with parents or other family members	92	39.8	40.0	90.4
Social flat (officially owner of the flat)	22	9.5	9.6	100.0
Total	230	99.6	100.0	
Missing				
System	1	.4		
Total	231	100.0		

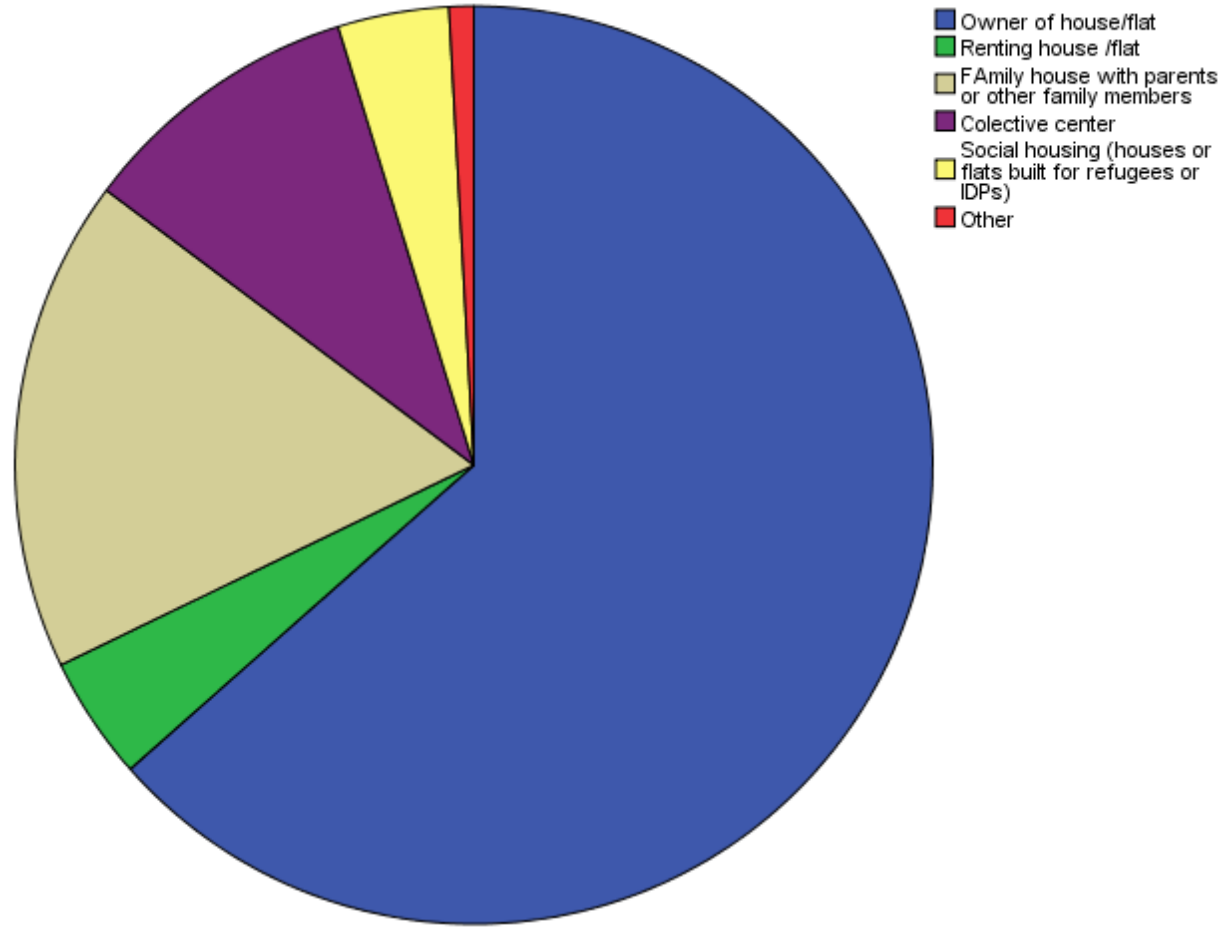
**Housing conditions before the war?**



**Housing conditions today?**

	Frequency	Percent	Valid Percent	Cumulative Percent
Owner of house/flat	146	63.2	63.5	63.5
Renting house /flat	10	4.3	4.3	67.8
FAMILY house with parents or other family members	40	17.3	17.4	85.2
Valid Colective center	23	10.0	10.0	95.2
Social housing (houses or flats built for refugees or IDPs)	9	3.9	3.9	99.1
Other	2	.9	.9	100.0
Total	230	99.6	100.0	
Missing System	1	.4		
Total	231	100.0		

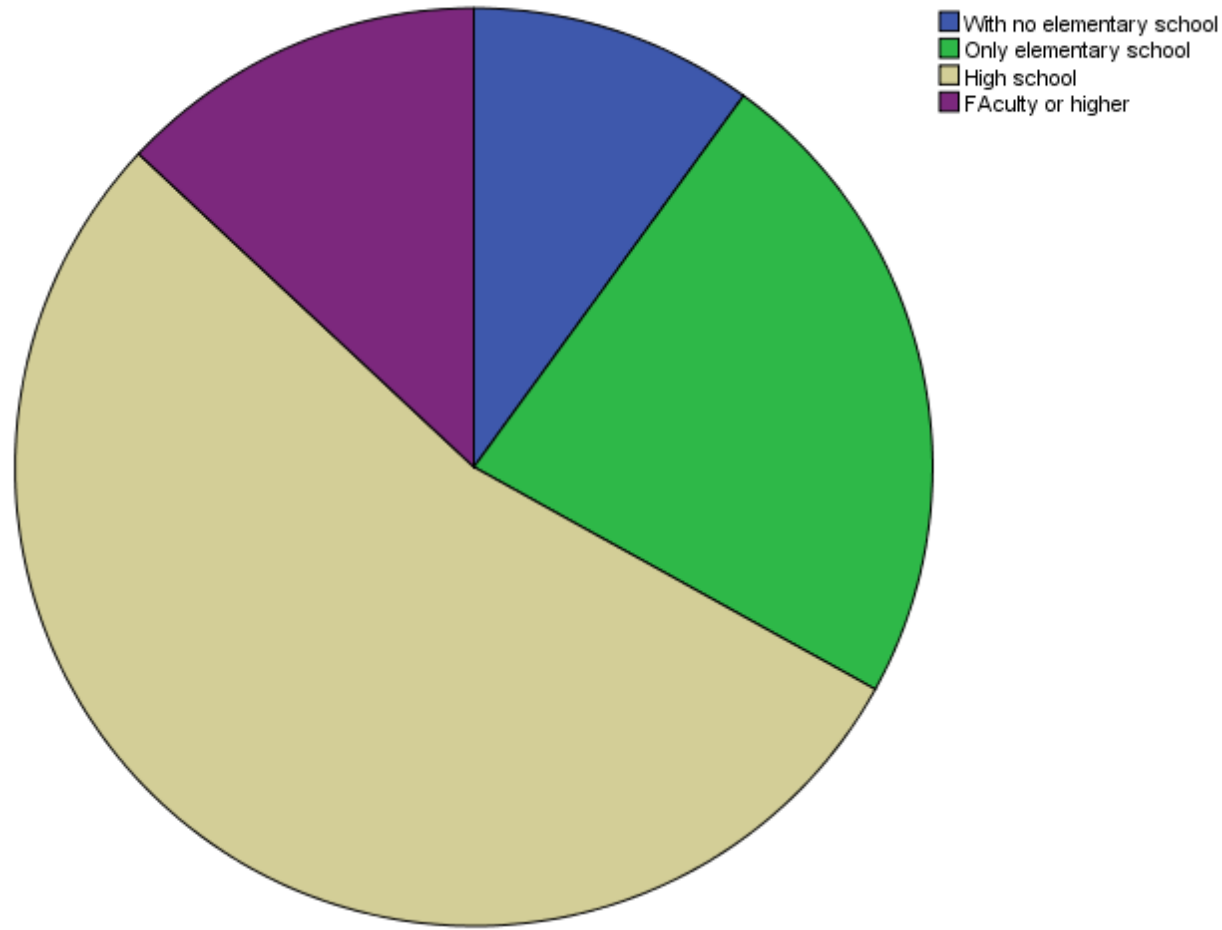
**Housing conditions today?**



**Level of education**

		Frequency	Percent	Valid Percent	Cumulative Percent
Valid	With no elementary school	23	10.0	10.0	10.0
	Only elementary school	53	22.9	23.0	33.0
	High school	124	53.7	53.9	87.0
	FAculty or higher	30	13.0	13.0	100.0
	Total	230	99.6	100.0	
Missing	System	1	.4		
Total		231	100.0		

**Level of education**

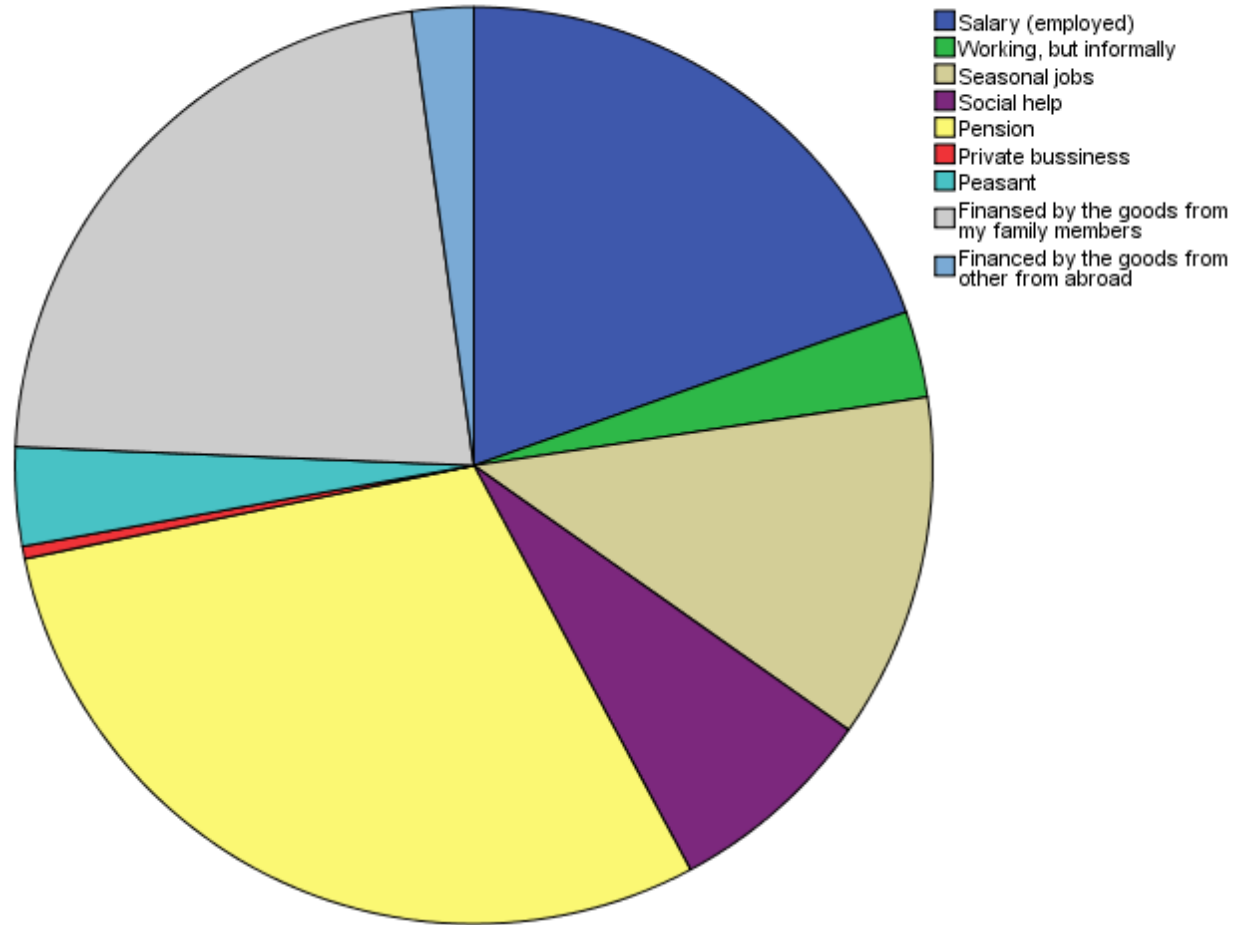


**Current source of income?**

	Frequency	Percent	Valid Percent	Cumulative Percent	
Valid	Salary (employed)	45	19.5	19.6	19.6
	Working, but informally	7	3.0	3.0	22.6
	Seasonal jobs	28	12.1	12.2	34.8
	Social help	17	7.4	7.4	42.2
	Pension	68	29.4	29.6	71.7
	Private bussiness	1	.4	.4	72.2
	Peasant	8	3.5	3.5	75.7
	Finansed by the goods from my family members	51	22.1	22.2	97.8
	Financed by the goods from other from abroad	5	2.2	2.2	100.0
	Total	230	99.6	100.0	

Missing	System	1	.4
Total		231	100.0

**Current source of income?**



**degradation in social status Yes/NO/same status**

	Frequency	Percent	Valid Percent	Cumulative Percent	
Valid	Improvement in social status	48	20.8	20.9	20.9
	status is the same	113	48.9	49.1	70.0
	degradation in social status	69	29.9	30.0	100.0
	Total	230	99.6	100.0	
Missing	System	1	.4		
Total		231	100.0		



degradation in social status Yes/NO/same status

